


# AFLL-360-L5/L10/L15



This fixture is a different take on the traditional wall pack light design. This distinctive luminaire is made of one piece die-cast aluminum. With a high efficient LED module, this LED fixture is exactly what you need to meet a variety of illumination requirements. A unique chromate-conversion coating provides the resistance to corrosion, ultraviolet light, and abrasion in harsh outdoor environment.



Wall mount



(5 LEDs)



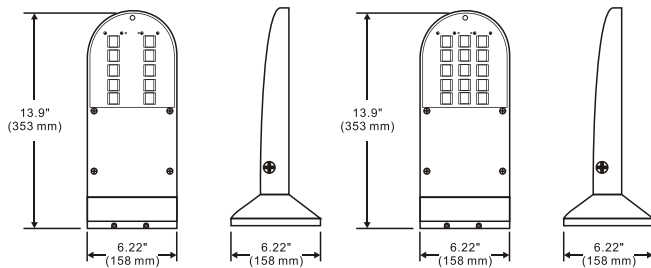
(10LEDs)



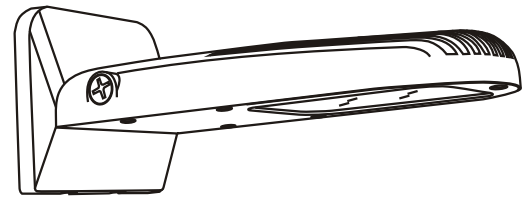
(15LEDs)

Optional now in 3000K\*/4000K\*/5000K\*

## Dimensions



## Line Drawing



## Features

- IP65
- Die-cast aluminum body
- UV stabilized power coated finish
- Unique quick mount design
- UL and CUL listed for wet locations
- Various optical lenses available
- Anodized aluminum reflector
- Finish - Bronze

## Specification

Model No.	System watts	Lumen Output	Color	MA	Input Voltage	CRI	Starting Temp	Equivalent
<b>AFLL-360-L5</b>	13	637lm**	4700K	700MA	120~277V	70+	-40°C	50W - 70W MH
<b>AFLL-360-L10</b>	18	1019lm**	4700K	500MA	120~277V	70+	-40°C	70W - 100W MH
<b>AFLL-360-L15</b>	39	1704lm**	4700K	700MA	120~277V	70+	-40°C	100W MH

\* Different colors are available with 4 week lead time.

\*\*DISCLAIMER: This test report was produced in accordance with IES LM-79 photometric testing protocol for luminaires, using a single representative test fixture. Actual production units may vary from the values reported here by up to ±10%.

Powered by **CREE** LED.

