


AFLL-460-L5/L10/L15

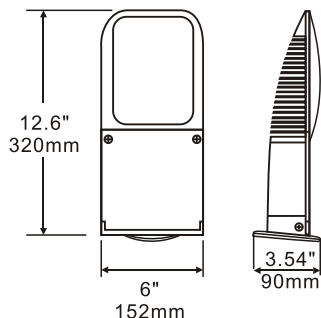


This fixture is a different take on the traditional wall pack light design. This distinctive luminaire is made of one piece die-cast aluminum. With a high efficient LED module, this LED fixture is exactly what you need to meet a variety of illumination requirements. A unique chromate-conversion coating provides the resistance to corrosion, ultraviolet light and abrasion in harsh outdoor environment.




Optional now in 3000K*/4000K*/5000K*

Dimensions



Line Drawing



Features

- IP65
- Die-cast aluminum body
- UV stabilized power coated finish
- UL and CUL listed for wet locations

- Concave glass
- Anodized aluminum reflector
- Finish – Bronze

Specification

Model No.	System watts	Lumen Output	Color	MA	Input Voltage	CRI	Starting Temp	Equivalent
AFL-460-L5	14	748lm**	4700K	700MA	120~277V	70+	-40°C	50W MH
AFL-460-L10	23	1156lm**	4700K	700MA	120~277V	70+	-40°C	70W MH
AFL-460-L15	21	1496lm**	4700K	700MA	120~277V	70+	-40°C	70W -100W MH

* Different colors are available with 4 week lead time.

**DISCLAIMER: This test report was produced in accordance with IES LM-79 photometric testing protocol for luminaires, using a single representative test fixture. Actual production units may vary from the values reported here by up to ±10%.

Powered by **CREE** LED

