

ASM116

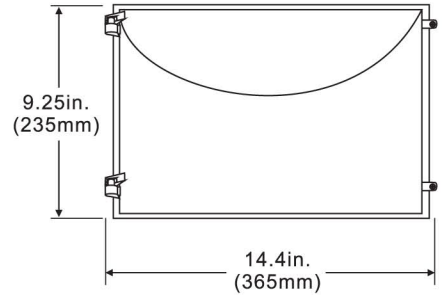
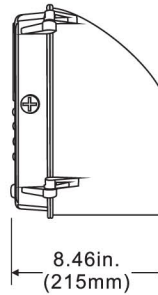


Parking areas, entrances, walkways, underpasses,
loading docks, recreation areas.

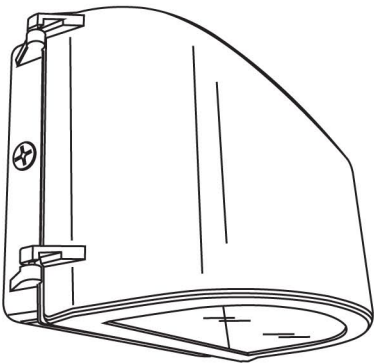
GENERAL SPECIFICATION

- UL listed for wet locations
- Heavy duty die-cast aluminum housing with high impact/heat resistant borosilicate glass for ultimate light distribution
- Heat and impact resistant tempered glass lens
- Dark Architectural Bronze Color
- Powder coated finish on the heavy duty die cast housing
- Silicone rubber included to prevent any leakage from the outside
- 1/2" tapped holes available for installing photocell (photocell optional)
- One piece anodized aluminum designed reflector for best light efficiency
- Ideal for MH 175 Watts and HPS 150 Watts Max

DIMENSIONS



LINE DRAWING



PHOTOCONTROL



ITEM NO.	LAMP	VOLTS	BALLAST
SM116-S15	HPS150W/ED17/E-26	QUAD	HX-HPF
SM116-H17	MH175W/ED17/E-26	QUAD	HX-HPF